

TACTRICS

by Hans Beeftink

VORTEX



EN

GETTING STARTED

#1 CROSSING

GAME OBJECTIVE

To win be the first player to move your routers from your starting location to your goal area.


GAME PARTS



ROUTER



CONTROLLER



TOWER

SET-UP

Choose a colour and set up your routers according to the number of players (figures 1, 2 and 3). Use the controllers to identify your starting area and your goal area. The goal areas are the 6 spaces surrounding a tower on the opposite side of the board (figure 4).

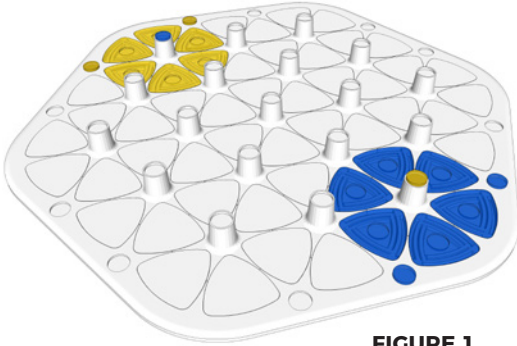


FIGURE 1

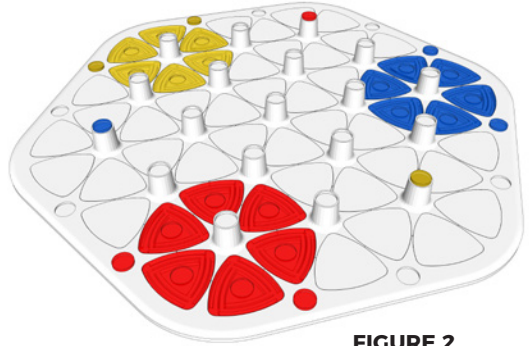


FIGURE 2

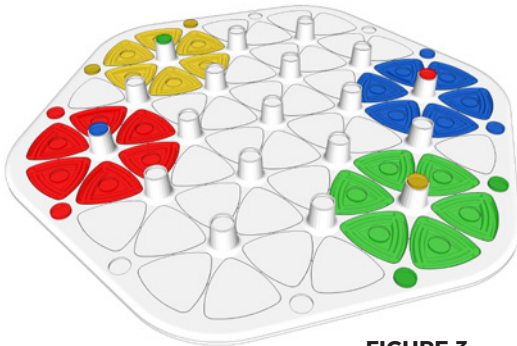


FIGURE 3

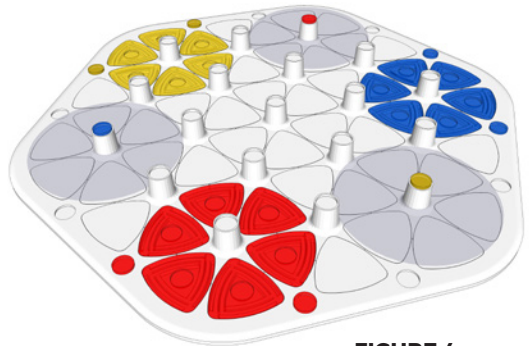


FIGURE 4

MOVING

Players move their routers by lifting the towers and turning them one position, either clockwise or counter clockwise. This is called an action (figure 5). You may only turn a tower if you have or are tied for the majority of routers around it.

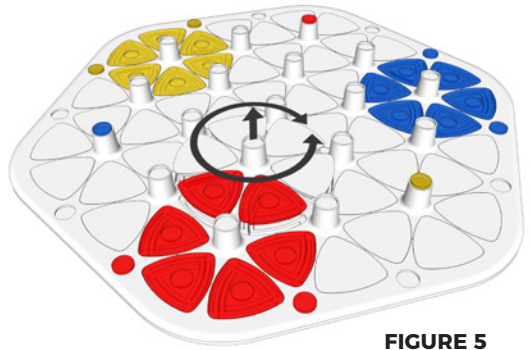


FIGURE 5

ACTIONS

During the game, players take turns performing actions, but the number of actions a player can perform is limited at the beginning of the game. For the first three turns (regardless of the number of players), the number of actions are: first player turn: 1 action, second player turn: 2 actions, third player turn: 3 actions. After the third player turn, each player can perform 4 actions until the end of the game.

TWO-PLAYER GAME (A & B) STARTING SEQUENCE

PLAYER	ACTIONS
A	1
B	2
A	3
B	4

THREE-PLAYER GAME (A, B & C) STARTING SEQUENCE

PLAYER	ACTIONS
A	1
B	2
C	3
A	4

Hereafter, all players perform 4 actions until the end of the game.

Note: You may divide your actions between different towers. You must perform at least one action on your turn, but you may pass your other actions.

PLAYING THE GAME

Choose a starting player and proceed in a clockwise turn around the table. Be sure to follow the starting sequence of increasing actions. The game ends immediately when a player's last router lands in their goal area.

WHAT'S MORE...

Please feel free to improvise, there are many possible starts and finishes!
For Crossing Advanced and some other nice games see the 'advanced & more' manual.

Several concept games playable.
Be the first to see a sneak preview of our future extensions!

**SUBSCRIBE TO OUR NEWSLETTER AND
FOLLOW US ON FACEBOOK!**

WWW.FACEBOOK.COM/TACTRICS

TACTRICS
WWW.TACTRICS.COM